

# Photomultiplier

# XP2052

## 10-stage 39mm (1,5"), Round tube

### Applications

- ✓ Photometry
- ✓ scintillation

### Features

- ✓ High PHR
- ✓ High gain



### Description

Window material	Lime glass
Photocathode	Bi-alkali
Refr. Index at 420nm	1.54
Multiplier structure	Linear focused

### Photocathode characteristics

	Min	Typ	Max	Unit
Spectral range :		290-650		nm
Maximum sensitivity at :		420		nm
Sensitivity :				
Luminous :		85		µA/lm
Blue * :	9	11		µA/lmf
Radiant, at 420nm		85		mA/W

### Characteristics with voltage divider A

	Min	Typ	Max	Unit
Gain slope (vs supp. Volt., log/log)		7.5		
For an anode blue sensitivity of		7.5		A/lmf
Supply voltage *	600	800	900	V
Gain		$6.5 \times 10^5$		
Anode dark current *		2	10	nA
Pulse height resolution <sup>137</sup> Cs - NaI(Tl) 2"x2"		7.2		%
Pulse height resolution <sup>55</sup> Fe - NaI(Tl) 2" x2"		39		%
Peak to valley ratio for <sup>55</sup> Fe		40		
Mean anode sensitivity deviation :				
Long term (16h) :		0.6		%
After change of count rate :		1		%
Vs temperature between 0 and +40°C at 420 nm		-0.3		%/K
Gain halved for a magnetic field :				
Perpendicular to axis "n" :		0.12		mT
Parallel to axis "n" :		0.3		mT
Parallel to tube axis :		0.5		mT

### For a supply voltage of : 800V

	Min	Typ	Max	Unit
Linearity (2%) of anode current up to :		30		mA
Anode pulse: Rise time :		3		ns
Duration at half height :		7		ns
Transit time :		36		ns

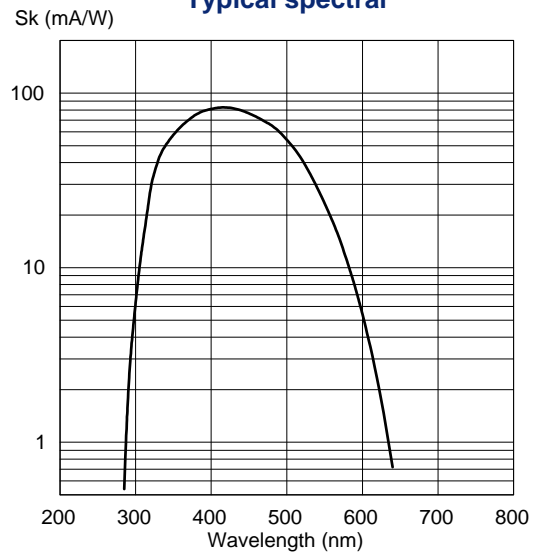
### Recommended Voltage Divider

Type A for maximum gain

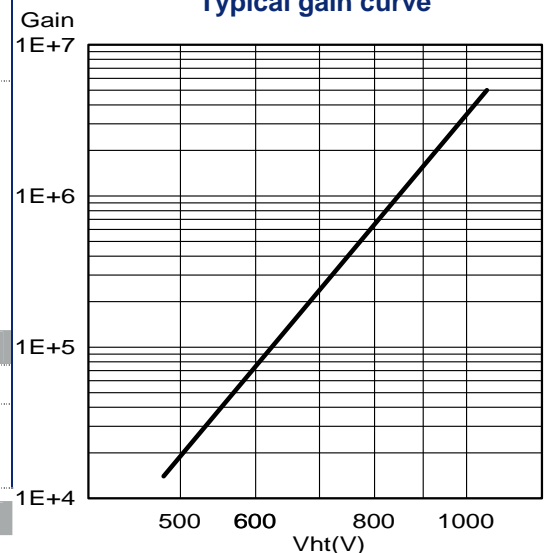
K	D1	D2	D3	D4	D5	D6	D7	D8	D9	D10	A	
2	1	1	1	1	1	1	1	1	1	1	1	(total : 12)

\* characteristic mentioned on the test ticket of the tube

### Typical spectral



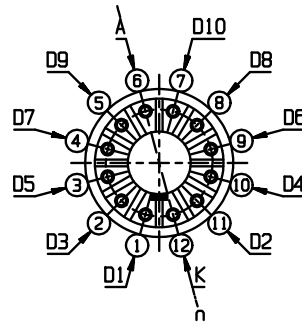
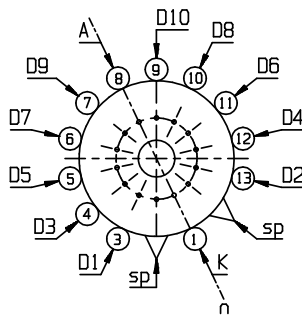
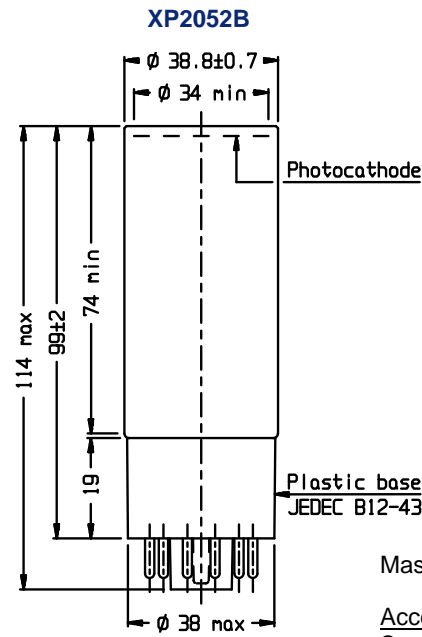
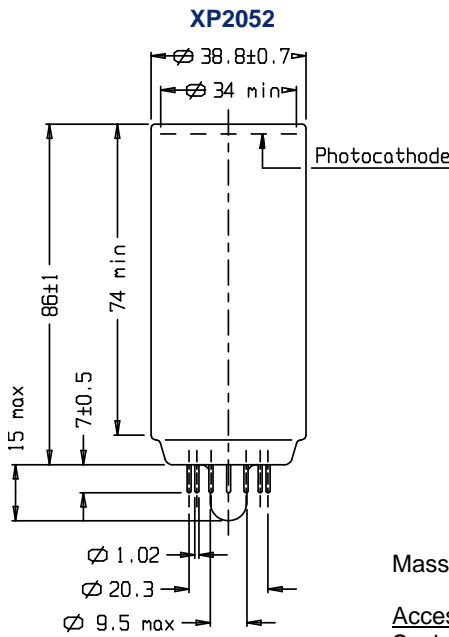
### Typical gain curve



# Photomultiplier

# XP2052

## Outline (dimensions in mm)



K: cathode

Dn: dynode

A: anode

sp: short pin

n: plane of symmetry of the multiplier

Limiting values	Min	Max	Unit
Anode blue sensitivity		75	A/lmf
Supply voltage		1500	V
Continuous anode current		0.2	mA
Voltage between :			
D1 and photocathode :	100	400	V
Consecutive dynode :		300	V
Anode and D10 :	30	300	V
Ambient temperature :			
Short operation (<30 mn) :	-30	+80	°C
Continuous operation & storage :	-30	+60	°C

## Variants

### Finishing

**B** with plastic base JEDEC B12-43

**F** with flying leads  $\varnothing 0.5$

**FB** with flying leads and plastic base

XP2052

### Option

**C** with electrostatic coating  
(conductive paint connected to the cathode  
+ insulating coating)

Also, other variants can be made. Please, contact us to discuss any specific product requirements.